



Brazosport ISD

Final Survey Results
November 17, 2011



Let's See How We Compare

- In the envelop are the various District needs that were surveyed.
- As a group, prioritize the needs, with 1 as the highest priority.
- 5 minutes to complete the task

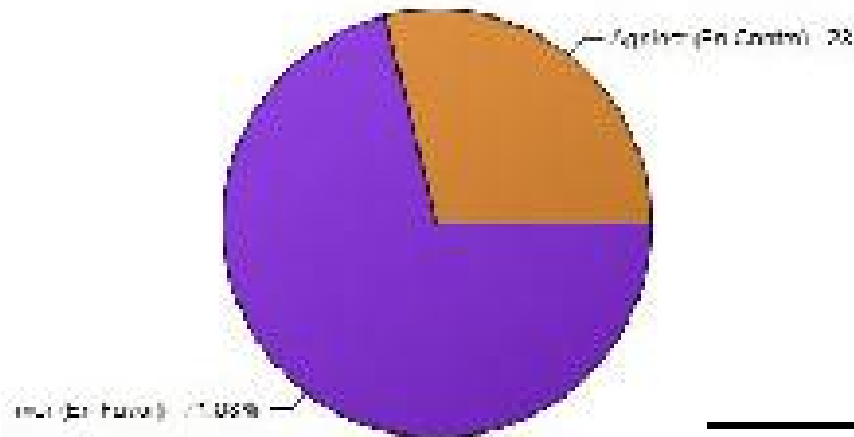


Final Survey Results

- Survey on Website for approximately 4 weeks
- 848 surveyed
- Utilizing these results to help prioritize bond needs.

Final Survey Results

If yes, how did you vote in the last bond election?
(Si sí, ¿Cómo votó en la última elección de bonos?)



	Count	Percentage
In Favor (En Favor)	381	71.08%
Against (En Contra)	155	28.92%
Total	536	100%

Final Survey Results

How satisfied are you with how BISS has: (¿Qué tan satisfecho está usted en como BISS ha): Maintained facilities (Mantenido las facilidades)



	Count	Percentage
Very Satisfied (Muy Satisfecho(a))	40	4.72%
Satisfied (Satisfecho(a))	304	35.85%
Neutral	207	24.41%
Dissatisfied (Insatisfecho(a))	297	35.02%
Total	848	100%

How satisfied are you with how BISS has: (¿Qué tan satisfecho está usted en como BISS ha): Planned for the future (Planeado para el futuro)



	Count	Percentage
Very Satisfied (Muy Satisfecho(a))	27	3.2%
Satisfied (Satisfecho(a))	188	22.27%
Neutral	252	29.86%
Dissatisfied (Insatisfecho(a))	377	44.67%
Total	844	100%

Final Survey Results

How satisfied are you with how BIRD has: (¿Qué tan satisfecho está usted en como BIRD ha):: Engaged students through technology (Involucrado a los estudiantes a través de la tecnología)



	Count	Percentage
Very Satisfied (Muy Satisfecho(a))	36	4.25%
Satisfied (Satisfecho(a))	273	32.19%
Neutral	216	25.47%
Dissatisfied (Insatisfecho(a))	323	38.09%
Total	848	100%

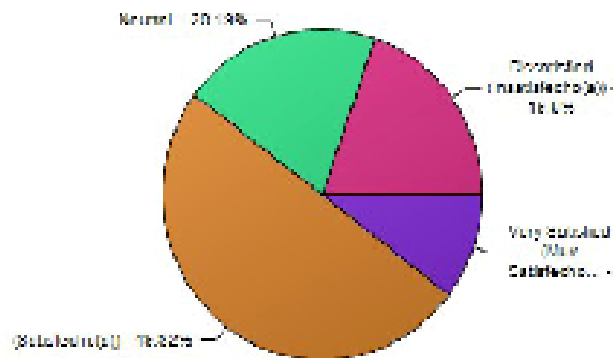
How satisfied are you with how BIRD has: (¿Qué tan satisfecho está usted en como BIRD ha):: Effectively communicated with stakeholders (Comunicarse efectivamente con los participantes)



	Count	Percentage
Very Satisfied (Muy Satisfecho(a))	35	4.13%
Satisfied (Satisfecho(a))	216	25.5%
Neutral	346	40.85%
Dissatisfied (Insatisfecho(a))	250	29.52%
Total	847	100%

Final Survey Results

How satisfied are you with how BIRD has: (¿Qué tan satisfecho está usted en como BIRD ha) :: Provided safe/secure facilities (Proveído instalaciones seguras)



	Count	Percentage
Very Satisfied (Muy Satisfecho(a))	88	10.39%
Satisfied (Satisfecho(a))	422	49.82%
Neutral	171	20.19%
Dissatisfied (Insatisfecho(a))	166	19.6%
Total	847	100%

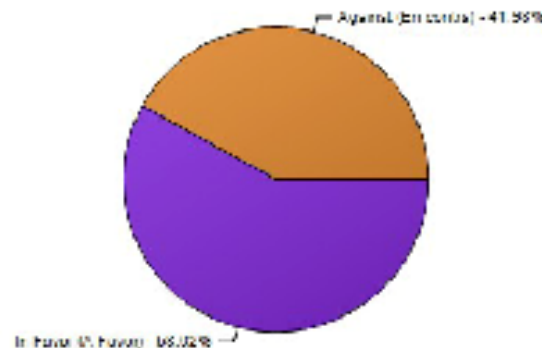
Taxable Value	Minimum	Maximum
\$100,000 house	\$50 annually	\$100 annually
\$200,000 house	\$100 annually	\$200 annually

If there was a minimum tax increase, how would you vote in a bond election? (¿Cómo votaría usted si hubiese un aumento mínimo de impuestos?)



	Count	Percentage
In Favor (A Favor)	649	81.33%
Against (En contra)	149	18.67%
Total	798	100%

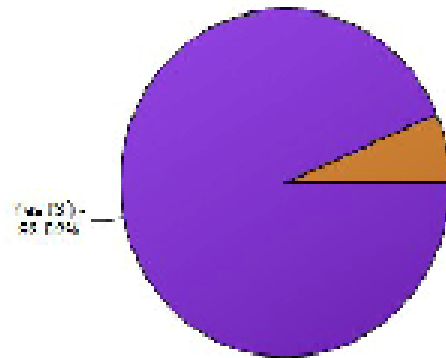
If there was a maximum tax increase, how would you vote in a bond election? (¿Cómo votaría usted si hubiese un aumento máximo de impuestos?)



	Count	Percentage
In Favor (A Favor)	463	58.02%
Against (En contra)	335	41.98%
Total	798	100%

Final Survey Results

If a bond election was held in May, would you participate by voting? (Si una elección de bonos se llevara a cabo en mayo; ¿participaría usted con su voto?)



	Count	Percentage
Yes (Sí)	736	93.52%
No	51	6.48%
Total	787	100%



Final Survey Results (Summary)

Ranking	Description	Importance		Total
		High	Some	
1	Instructional Resources	69	24	93
2	Technology	63	27	90
3	Renovations	51	34	85
4	Safety/Security	48	31	79
5	Fixture and Furniture	19	49	68
6	Extra-Curricular	17	30	47
7	No Tax Increase	25	21	46
8	Grounds	10	34	44
9	Communication Upgrades	12	30	42



Next Steps

- Next Meeting November 30th
 - Presentation of Identified Needs and Proposed Projects
 - Finance and Tax Impact Scenarios
 - Other considerations



Questions????????????????
